

# CoVisor Mk II Protective Face Shield

EN 166:2001 / EU 2016/425



www.covisor.org

**CoVISOR**  
Made in Britain

Manufacturer: Dufort Associates Ltd,  
Unit 3b, Trenant Industrial Estate,  
Wadebridge, Cornwall, PL27 6HB.



Notified Body: Module B and C2  
- SATRA Technology Europe Ltd, Bracetown Business Park, Clonee, D15YN2P. Republic of Ireland (Notified Body 2777).

ISSUE: 24/06/2020

## CAREFULLY READ THESE USER INSTRUCTIONS BEFORE USING THIS PRODUCT

A copy of this manual, an assembly video and the Declaration of Conformity for the product can be found at: [www.covisor.org](http://www.covisor.org)

Applicable to product: **CoVisor Mk II Protective Face Shield**

This product is classed as Category III Personal Protective Equipment (PPE) by the European PPE Regulation (EU) 2016/425 and have been shown to comply with this Regulation through limited testing against the Harmonised European Standard EN 166:2001 (see below).

**INTENDED USE AND LIMITATIONS OF USE:** This product is designed to provide some protection against contact with airborne droplets that may constitute a biological hazard. It is not for use to protect against mechanical impacts or for protection while operating machinery or driving.

**DESCRIPTION:** The CoVisor Mk II Protective Face Shield is a clear plastic shield that is held on the user's head by means of a Head Band and Adjustable Strap. The Clear Screen provides a physical barrier which prevents airborne droplets making contact with the user's face and eyes, where they may cause infection. The face shield requires assembly before use (see Assembly Instructions). Other PPE is also required to protect against airborne biological hazards. The CoVisor Mk II has been designed to be compatible with most types of PPE such as protective face masks, however compatibility with different PPE products should be checked before the CoVisor Mk II is used.

**FIELD OF USE:** These products have been designed to surpass the requirements of the European Standard EN 166:2001 as Face-shield Eye-protectors. Always use in conjunction with approved PPE.

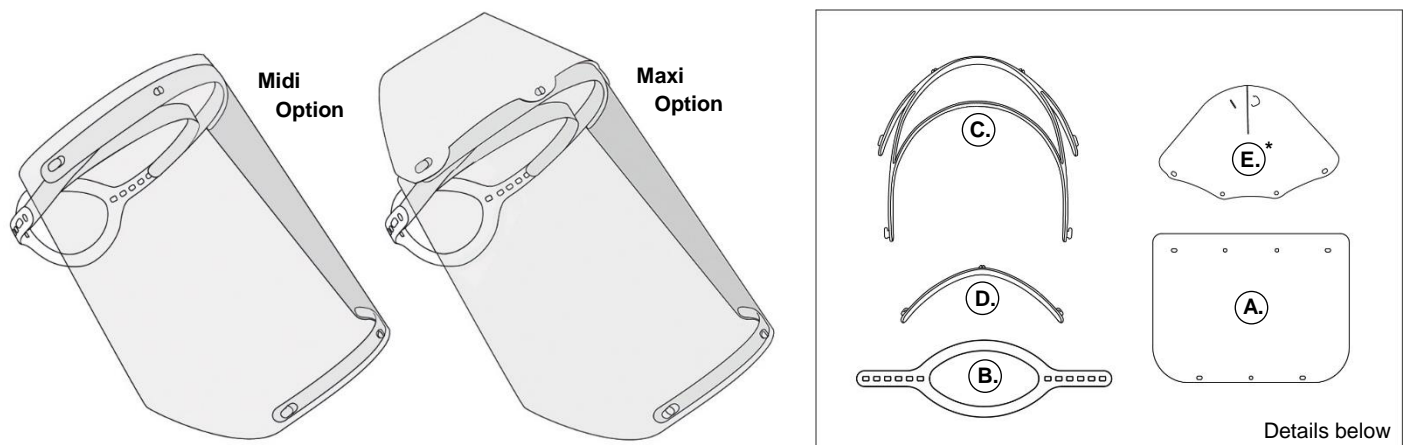
This product has been tested in accordance with EN 166: 2001 Clauses: 6 | Design; 7.1.1 | Field of vision; 7.1.2.1 | Refractive powers; 7.1.2.2 | Transmittance; 7.1.2.3 | Diffusion of light; 7.1.3 | Quality of materials; 7.1.5.1 | Stability at elevated temperature; 7.1.7 | Resistance to ignition; 7.2.4 | Droplets and splashes of liquids.

**PRECAUTIONS:** Always remember that no item of PPE can provide full protection and care must always be taken while carrying out the risk-related activity. Never use these products for protection against other hazards for which the face shield is not designed for or tested against. The face shield is not for use to protect against mechanical impacts or for protection while operating machinery or driving. While every effort has been taken to keep these parts as clean as possible, they are not sterile. Before assembly and use, ensure all components are clean and in good condition. The face shield should fit comfortably on the head. Follow the Fitting and Sizing steps to fit the face shield. Always use in conjunction with approved PPE. The face shield should be worn with the Head Band positioned horizontally on the head & the Clear Screen positioned vertically, parallel to the face. Warning - Parts of the face shield that come into contact with skin may lead to allergic reactions. In this case please discontinue use and seek medical advice.

**PRODUCT MARKINGS:** This product is marked with:

- The CE mark and notified body number, showing that the product meets the requirements of the PPE Regulation (EU) 2016/425.
- Identification of the manufacturer and the product code.

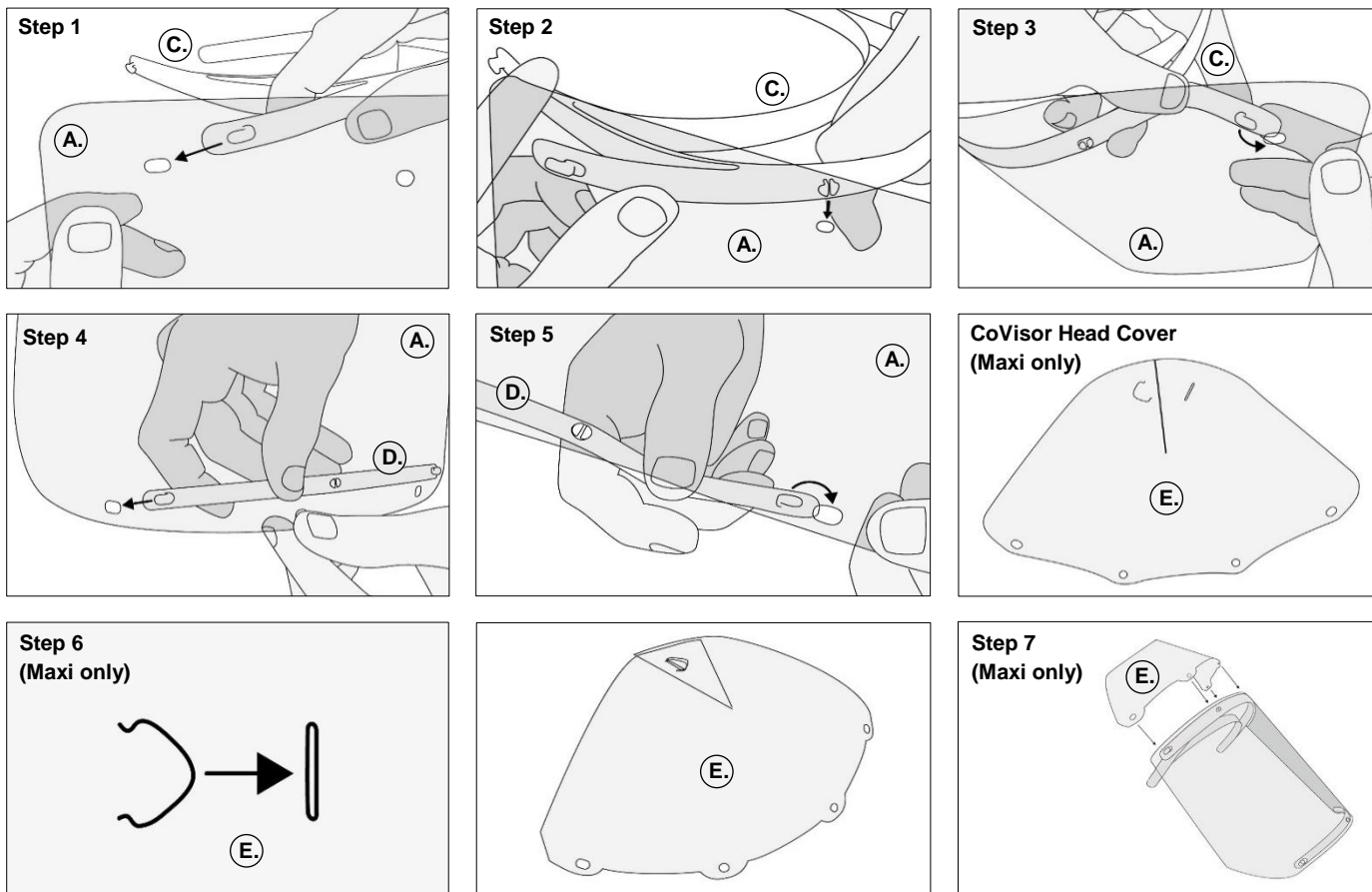
**ACCESSORIES:** The CoVisor Mk II is supplied with either the Maxi Head Cover with Clear Screen or the Midi Clear Screen.



<b>COMPONENTS:</b>	A. Clear Screen	B. Adjustable Strap	C. Head Band	D. Screen Support	E. Head Cover (*supplied with Maxi only)
<b>MATERIALS:</b>	PET	PP/TPS blend	PP/TPS blend	PP/TPS blend	PET

The following instructions should be read and fully understood before the face shield is used. Failure to follow these instructions may impair the performance of the face shield. Refer to the Fitting and Sizing instructions to achieve the best fit and optimal protection.

**ASSEMBLY INSTRUCTIONS:**



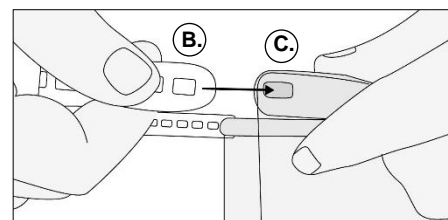
**CLEANING, DISINFECTING AND MAINTENANCE:** After every use: The face shield should be cleaned and checked for worn/damaged parts. To clean and disinfect the product please disassemble it and follow your organisation’s approved cleaning procedures. Do not use abrasive cleaners. If the face shield becomes damaged, it will NOT provide the optimum level of protection, and therefore should be immediately replaced. Never use the damaged product. Replacement of the Clear Screen and Head Cover is permitted, provided that these components are sourced from the manufacturer. Both Clear Screen and Head Cover replacements are available from the manufacturer. If in doubt always consult the manufacturer before attempting to replace components. Clear Screen and Head Cover components should be replaced weekly, or more frequently if they become scratched or damaged, if vision is impeded, or if damage or wear prevents safe use. With correct maintenance The Adjustable Strap, Head Band and Screen Support should give up 12 months of use. NEVER USE PETROLEUM BASED PRODUCTS TO CLEAN ANY PART OF THE FACE SHIELD. Alcohol products can be used, but NEVER USE OTHER SOLVENT BASED CLEANING AGENTS TO CLEAN ANY PART OF THE FACE SHIELD.

**STORAGE AND TRANSPORTATION:** When not in use or during transportation the face shield should be stored in the packaging in which it was supplied or other suitable container. Store the face shield in a well-ventilated area at a temperature between +2°C and +55°C. The face shield should be stored away from direct sunlight and away from sources of possible contamination and physical damage. Never place heavy items on top of the product. Avoid folding and preferably store it hanging vertically. If the product is wet, allow it to dry fully before placing it into storage.

**FITTING AND SIZING:** Only wear products of a suitable size that are correctly adjusted. Products which are too loose may not stay in place and will be uncomfortable if too tight. Always use in conjunction with approved PPE and follow your organisation’s guidance for the order in which PPE should be put on and taken off.

**Step 1:** After assembly (see Assembly Instructions), clip the Adjustable Strap (B.) onto the Head Band (C.) and place the face shield onto the head to test the fit.

**Step 2:** Adjust the location of the clips along the length of the Adjustable Strap (B.) to create a firm, yet comfortable fit for the user’s head-size.



**COMPATIBILITY:** To optimise protection, it will be necessary to use these products with suitable gloves/gowns/masks or other PPE, as per your organisation’s approved PPE procedures. In this case, before carrying out the risk-related activity, consult your supplier or supervisor to ensure that all your protective products are compatible and suitable for your application.

**OBSCOLESCENCE:** These products have a shelf life of 3 years. Service life will depend on usage conditions, but if the product is scratched or damaged, if vision is impeded, or if damage or wear prevents safe use, then the face shield should be disposed of or replaced, or the Clear Screen and Head Cover components should be replaced. For replacement Clear Screens and Head Covers, please contact us: [www.covisor.org](http://www.covisor.org)